

CREATE

&

LEARN






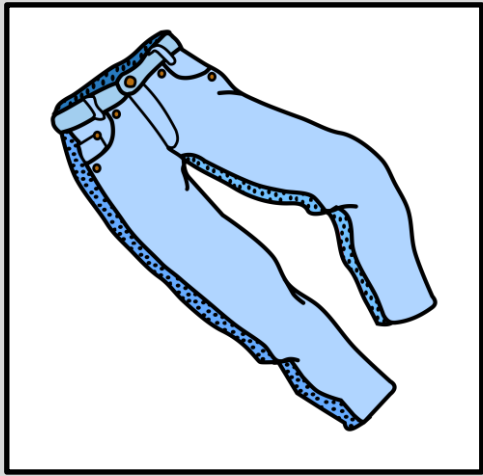
&



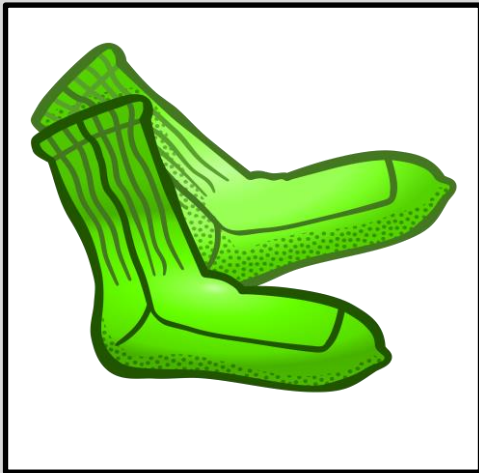

PLAY

CLOTHES



**PICTURE
DICTIONARY**





JEANS

SHORTS

TRAINERS

SCARF

CAP

SKIRT

T-SHIRT

DRESS

BOOTS

HAT

**WINTER
HAT**

SHOES

SWEATER

JACKET

HOODIE

SOCKS

SHIRT

SUIT

GLOVES

TIE

BOW

**SWIMMING
SUIT**

BELT

PYJAMAS

CLOTHES - GAMES

1. Memory game



This is one of the most popular games among children who take part in the English club. They like preparing such games and playing them, too.

The winner is the person who collects the most amount of cards. You can use cards from the picture dictionary to play this game.

2. Let's wear the doll

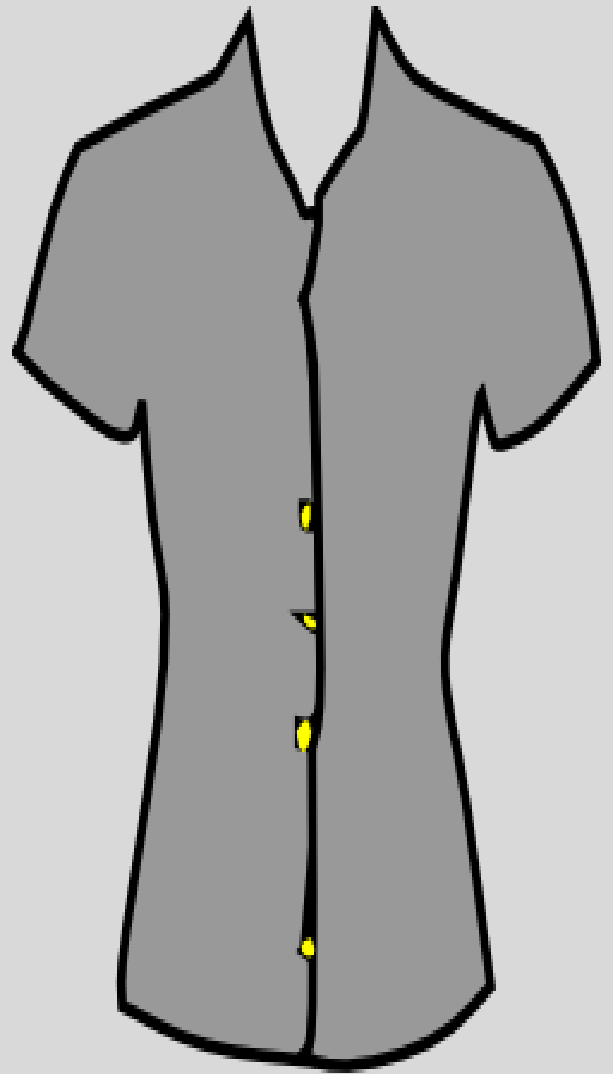


Draw a doll on the whiteboard.

Print and cut some items of clothing which you want to revise.

One person comes to the board and he/she puts on the doll the item of clothing which the teacher says.





3. Dobble



Dobble is a simple game in which players try to find an image shown on two cards. The aim of the game is to be the fastest to spot the identical symbol between two cards, name it out loud and then take the card. The player who has collected the most cards wins the game.

My students love this game 😊

Uczestnicy kółka „Create & Play & Learn”

Natalia Borowiak

Zuzia Kaźmierczak

Ania Kokocińska

Julia Lum

Martyna Lum

Marta Przekazak

Zosia Wieczorek

Opiekun

Natalia Stachowiak