

CREATE

&

PLAY







&






LEARN

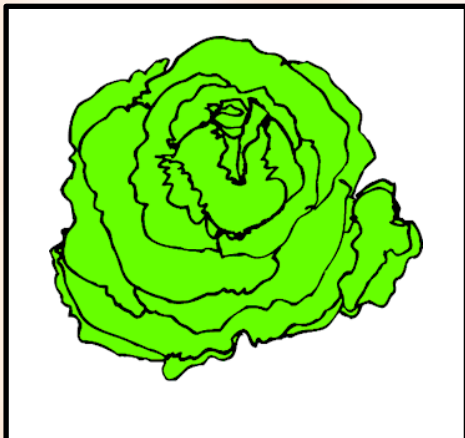




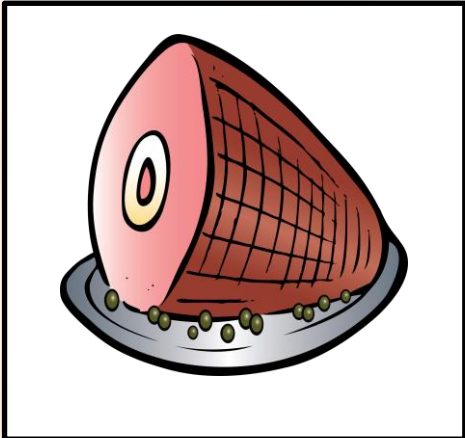


FOOD



PICTURE DICTIONARY







CARROT

CUCUMBER

LETTUCE

CAULIFLOWER

CHICKEN

HAM

MUSHROOMS

CAKE

RASPBERRY

EGGS

**APPLE
JUICE**

**ORANGE
JUICE**

PASTA

BEANS

BROCCOLI

TOMATO

MILK

WATER

PEAR

GRAPES

CUCUMBER

STEAK

CHERRIES

POTATOES

PINEAPPLE

HOT-DOG

HAMBURGER

ICE-CREAM

SPAGHETTI

COOKIES

LOLLIPOPS

CHOCOLATE

STRAWBERRY

WATERMELON

BANANA

APPLE

FOOD - GAMES

In September children from the sixth grade prepared some games related to the topic of food. Each group was responsible for preparing different games.

1. Memory game




Wiktorija, Ania, Zuzia and Marta prepared „Memory Game”

2. Ludo




Bartek from the class 6b prepared his own version of the popular game „Ludo” . The rules are the same as in the original version. The only different element is that, before

moving the counter the child takes the card and names the food which is placed on the card. If he/she does it correctly, the counter can be moved but when the child



can't name this word, he or she doesn't move and stays in the same place until the next turn.

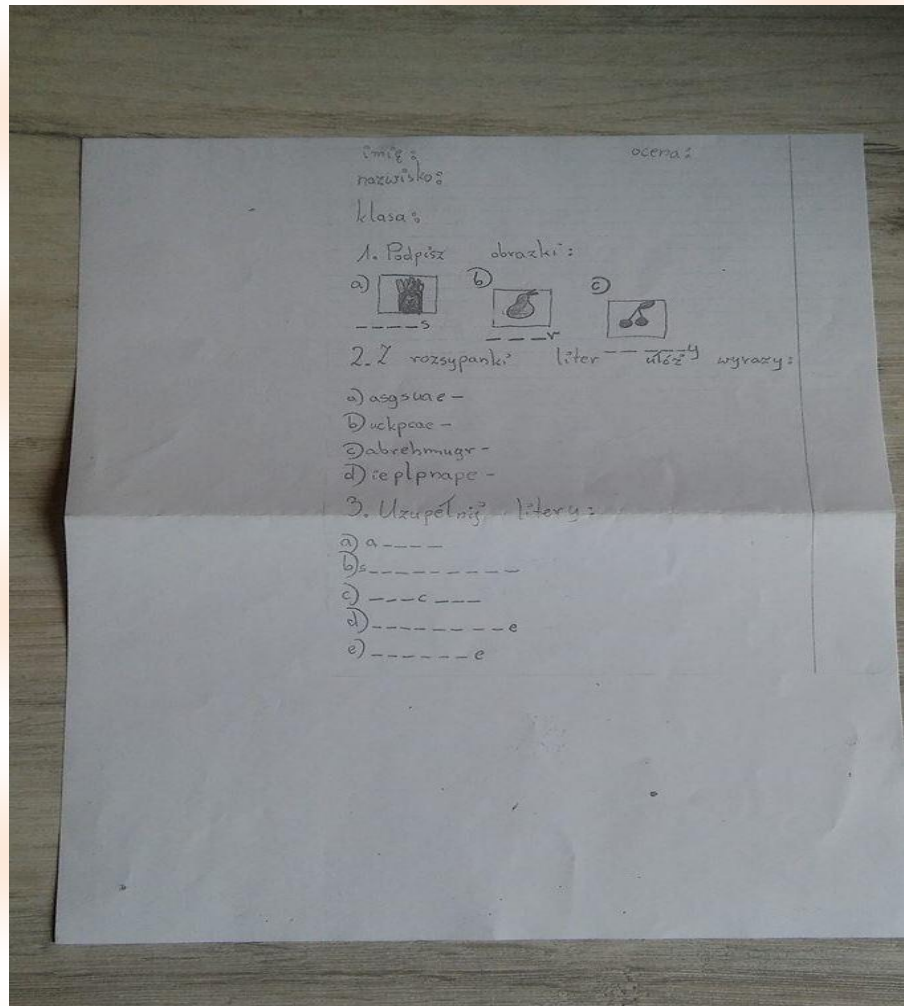
3. Board game



Mikołaj prepared for his friends a board game related to the topic of food. Players have different tasks to complete before they reach the finish square. For example, learners have to name the category of the product which is placed on the given card. If they do it correctly, they move, otherwise they wait for the next turn.

SHORT TEST - FOOD

Natalia and Martyna had an opportunity to become teachers for a moment. They were responsible for preparing a short test which aim was to check learners' knowledge of vocabulary related to the topic of food. Student had to sign the pictures with the correct name of the food and order the letters to form the proper words. The third task was connected with completing the missing letters. Natalia and Martyna checked all tests and they marked them, too.



Uczestnicy kółka „Create & Play & Learn”

Natalia Borowiak

Bartosz Budziński

Zuzia Kaźmierczak

Ania Kokocińska

Julia Lum

Martyna Lum

Wiktoria Matuszewska

Marta Przekaz

Zosia Wieczorek

Mikołaj Zydor

Opiekun

Natalia Stachowiak